

Bench Centrifuge or Bench Centrifuge with Trolley

True Flexibility

User features to Floor Standing Centrifuge	Advantages
Floor standing Yet under bench fit, only 71cm high	Saves precious bench space, Flexible area use
Gives an easy loading height	Ease of Ergonomics For tube and rotor variances
Secure locking castors	Portable, easily moved around for safety
Strong design, with safe retention lip	Gives safe & quiet use

Available in both Ambient and Refrigerated models



K243 Large Prime Centrifuge (3L)

K243. (230V 50/60Hz). 1.K243. (110V 60Hz)



Display indicative only

Speed	500-15,000 Rpm (1 Rpm steps)
Rcf Max	22,000 G
Timer	0-99 Mins & Hold (1 sec steps)
Dimensions	HWD 375 x 600 x 630mm
Weight	63.5 Kg (without rotor)
Power	750 Watts
Memory	108 programs
Accel rates	10 programs
Decel rates	10 programs

K243 with Trolley



Display indicative only

Trolley available	
Part number.	XMFS
Total height	71 cm

The following pages show available rotors.

Bench Centrifuge or Bench Centrifuge with Trolley

True Flexibility

User features to Floor Standing Centrifuge	Advantages
Floor standing Yet under bench fit, only 71cm high	Saves precious bench space, Flexible area use
Gives an easy loading height	Ease of Ergonomics For tube and rotor variances
Secure locking castors	Portable, easily moved around for safety
Strong design, with safe retention lip	Gives safe & quiet use

Available in both Ambient and Refrigerated models



K243R Large Prime Centrifuge (3L) Refrigerated

K243R.(230V 50Hz). 1.K243R.(110V 60Hz). 2.K243R.(230V 60Hz)



Display indicative only

Speed	500-15,000 Rpm (1 Rpm steps)
Rcf Max	22,000 G
Timer	0-9999 Mins & Hold (1 sec steps)
Dimensions	HWD 410 x 998 x 630mm
Weight	110 Kg (without rotor)
Power	1200 Watts
Memory	108 programs
Accel rates	10 programs
Decel rates	10 programs
Temp	-9°C to + 40°C PID Controlled to + / - 1°C

K243R With Trolley



Display indicative only

- Trolley available
- Part number. XMFRS
- Total height 71 Cm

The following pages show available rotors.

Swing Out Rotor - 3 Litre max



BRK3000 Swing out rotor

Shown with B3000 buckets and
sealed lids B5319

Rotor / buckets	BRK3030
Tube size max	98 x 170mm
Minimum speed	500Rpm
Maximum speed	4000Rpm
Maximum Rcf(G)	4000
Radius max	22.5cm
Tube angle	0 degree
Acceleration time	45 seconds
Deceleration time	45 seconds
Autoclavable (times)	121C (20)
Minimum Temperature	4C (at 23C ambient)










B3000 bucket (set 4) REQUIRED
750ml max per bucket

B5319 Sealed Lids (4)



Set of 4

Adaptors for Swing out rotors

	Capacity	Size	To fit buckets B3000	
			Part No.	Tubes per rotor
	Tube type: Micro with cap Shape: point			
	0.5ml	8x20	AM805	120
	1.5ml	11x38	AM820	84
	2.0ml	11x38	AM820	84
	0.2ml	6x20	AM802	168
	0.4ml	6x30	AM804	168
	Tube type: Plain no cap Shape: round			
	1ml	6x45	AR801	168
	3ml	10x60	AR803	96
	5ml	12x75	AR805	96
	6ml	12x82	AR805	96
	7ml	12x100	AR807	96
	9/10ml	14x100	AR809	84
	15ml	17x100	AR815	48
	25ml	24x100	AR825	28
	50ml	34x100	AR850	16
	100ml	45x100	AR8100	8
	150ml	52x100	AR8150	4
	250ml	62x100	AR8250	4
	Tube type: Falcon with cap Shape: point			
	15ml	17x120	AF815	48
	50ml	29x115	AF850	16
	175ml	61x118	AF8175	4
	Tube type: Corning with cap* Shape: point			
	250ml	60x172	AF8250	4
	500ml	98x148	AF8500	4
	Tube type: Falcon with cap Shape: square			
	12ml	17x100	AFS812	48
	25ml	25x90	AFS825	28
	30ml	25x110	AFS830	28
	50ml	29x115	AFS850	20
	15ml	17x120	AFS850	48
	Tube type: Nalgene/Oakridge Shape: round			
	10ml	16x80	ANO810	48
	30ml	26x95	ANO830	28
	50ml	29x107	ANO850	24
	100ml	38x106	ANO885	12
	Tube type: Nalgene/Oakridge* Shape: flat			
	250ml	62x130	ANO8250	4
	750ml	98x153	See K243/R	
	Tube type: Monovette Shape: square			
	1.1-1.4ml	8x82	AM8014	96
	2.7-3ml	11x82	AM803	76
	2.6-2.9ml	13x81	AM829	76
	4.5-5ml	11x108	AM803	76
	7.5-8.2ml	13x106	AM879	76
	4.5-5ml	15x92	AM850	64
	Tube type: Vacutainer Shape: round			
	1.6-5ml	13x75	AV816	76
	4-7ml	13x100	AV850	76
	8.5-10ml	16x100	AV880	64

Large Fixed Angle Rotors 6,000 Rpm



Rotor	BRK5324	BRK5308	BRK5100
Rotor type	24 x 15ml	8 x 50ml	6 x 100ml
Size max	17 x 120mm	30 x 120mm	45 x 125mm
Minimum speed Rpm	500	500	500
Maximum speed Rpm	6,000	6,000	6,000
Maximum Rcf (G)	4,800	4,800	4,800
Radius max cms	12	12	12
Sample tube angle °	30	30	30
Acceleration time (secs)	35	35	35
Deceleration time (secs)	35	35	35
Autoclavable (frequency)	121°C (20)	121°C (20)	121°C (20)

Refrigerated Centrifuges Only

Minimum Temperature	4°C	4°C	4°C
At maximum speed (relative to room temperature at 23°C)			

Reducers



Rotor	BRK5324	BRK5308	BRK5100
Part number	RM05 (5ml)	RM15 (15ml)	RL10 (10ml)
Tube size max	13 x 80mm	17 x 120mm	16 x 100mm
Part number	RM10 (10ml)	RM25 (25ml)	RL25 (25ml)
Tube size max	13 x 100mm	25 x 100mm	25 x 100mm
			RL50 (50ml)
			35 x 110mm
			RL85 (85ml)
			39 x 110mm

High Speed Fixed Angle Rotors 10,000 Rpm



Rotor	BRK5224	BRK5208	BRK5210
Rotor type	24 x 15ml	8 x 50ml	6 x 100ml
Size max	17 x 120mm	30 x 120mm	45 x 125mm
Minimum speed Rpm	500	500	500
Maximum speed Rpm	10,000	10,000	10,000
Maximum Rcf (G)	13,400	13,400	13,400
Radius max cms	12	12	12
Sample tube angle °	30	30	30
Acceleration time (secs)	35	35	35
Deceleration time (secs)	35	35	35
Autoclavable (frequency)	121°C (20)	121°C (20)	121°C (20)

Refrigerated Centrifuges Only

Minimum Temperature	4°C	4°C	4°C
At maximum speed (relative to room temperature at 23°C)			

Reducers



Pack of 4



Pack of 4



Pack of 6

Rotor	BRK5224	BRK5208	BRK5210
Part number	RM05 (5ml)	RM15 (15ml)	RL10 (10ml)
Tube size max	13 x 80mm	17 x 120mm	16 x 100mm
Part number	RM10 (10ml)	RM25 (25ml)	RL25 (25ml)
Tube size max	13 x 100mm	25 x 100mm	25 x 100mm
			RL50 (50ml)
			35 x 110mm
			RL85 (85ml)
			39 x 110mm

Microtube Rotors 15,000 Rpm



With NEW
high Domed
polycarbonate
lid



Rotor	BRK5424	BRK5436	BRK5448	BRK5494
Rotor type	24 x 2ml	36 x 0.5ml	48 x 0.2ml	4 x PCR Strips
Tube size max	11 x 50mm	8 x 30mm	6 x 40mm	6 x 40mm
Minimum Speed Rpm	500	500	500	500
Maximum Speed Rpm	15,000	15,000	15,000	15,000
Maximum Rcf (G)	22,000	22,000	22,000	22,000
Radius max cms	8.5	8.5	8.5	8.5
Sample tube angle (°)	45	45	45	45
Acceleration time (secs)	25	25	25	25
Deceleration time (secs)	25	25	25	25
Autoclavable (frequency)	121°C (10)	121°C (10)	121°C (10)	121°C (10)

Refrigerated Centrifuges Only

Minimum Temperature	4°C	4°C	4°C	4°C
At maximum speed (relative to room temperature at 23°C)				

Reducers

(Pack of 24)



Rotor	BRK5424
Part number	RS04 (0.2 -0.4ml)
Tube size max	6 x 30mm
Part number	RS05 (0.5ml)
Tube size max	8 x 30mm

Haematocrit Rotor 12,000 Rpm



Rotor	BRK5401
Rotor type	24 x capillary & 12 x 2ml
Tube size max	2 x 75mm & 11 x 40mm
Minimum Speed Rpm	500
Maximum Speed Rpm	12,000
Maximum Rcf (G)	13,500
Radius max cms	8.5
Sample tube angle (°)	0 & 60
Acceleration time (secs)	30
Deceleration time (secs)	30
Autoclavable (frequency)	121°C (10)

Microtiter Plate Rotor 4 x Standard or 2 x High Plates



Rotor	BRK5540
Buckets	Complete with buckets
Sealed Lids	Available with
Rotor type	4 x STD Plates
Tube size max	85mm x 128mm
Minimum Speed Rpm	500 Rpm
Maximum Speed Rpm	3500 Rpm
Maximum Rcf (G)	2500
Radius max cms	14
Sample tube angle (°)	0 °C (10)
Acceleration time (secs)	30
Deceleration time (secs)	30
Autoclavable (frequency)	121°C (20)

2016 Refrigerated Centrifuge temperature control

At Centurion, we have taken temperature control seriously. We keep the refrigeration unit and the refrigerated centrifuge running constantly, as this not only gives the compressor a longer and more reliable life, but stops the constant surges of start up power. Due to the fact that the refrigeration unit is running constantly, it is quite usual to see ice in the chamber even at above freezing temperatures.

For 2016, a new larger, yet more efficient CFC free compressor has been used which gives lower power needs. To maintain the temperature, we have a highly efficient compressor gas bypass solenoid valve, where we pulse heat via a highly accurate controller system (PID controller, which calculates and manages the temperature).

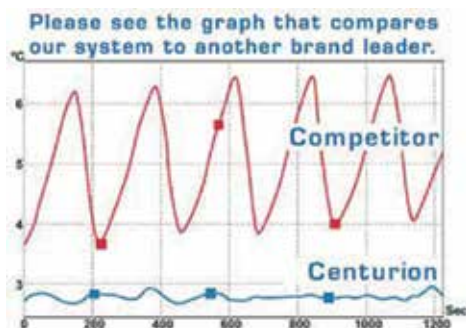
By running both in conjunction, you get better overall temperature control, achieving the desired set temperature. Imagine using a shower; you turn on both cold and hot water, adjusting to suit your desired temperature. You would not want to use one where you had to stand under the cold water, then the hot, then the cold in order to regulate the temperature.

Centurion has a set temperature of 3°C, and the competitor of 4°C.

This allows us to separate the target areas, to show how each machine regulates the temperature. Both refrigeration units

use the same air probes, temperature units, and have the probes set at the same distance from the rotor, and finally, the correct vertical distance to the optimum tube area. But as you can see, we control to 0.5°C, whereas our competitor controls it to 3.5°C, the control of our centrifuge is unsurpassed, and our competitors' all use the same method of turning the compressor on and off, is shown to have very poor control. Having the temperature being so controlled means that the Centurion's power usage is less, and the compressor lasts longer.

This system has been in use for over 20 years, so we do know the longevity of our products. Require complete accuracy with your samples? Purchase a Centurion Centrifuge for total peace of mind. Tried, tested and proven as one of the most accurate systems in the market place.





WolfLabs

Pricing on any accessories shown can be found by keying the part number into the search box on our website.

The specifications listed in this brochure are subject to change by the manufacturer and therefore cannot be guaranteed to be correct. If there are aspects of the specification that must be guaranteed, please provide these to our sales team so that details can be confirmed.

www.wolflabs.co.uk

Tel : 01759 301142

Fax : 01759 301143

sales@wolflabs.co.uk

Please contact us if this literature doesn't answer all your questions.